



BROOKLINE COLLEGE

Brookline College Mobile App FAQs

[Where do I find the Brookline College mobile app?](#)

[How do I log into the Brookline College mobile app?](#)

[Is there a mobile app tour available?](#)

[What will I find in the mobile app?](#)

[How do I add a friend in the mobile app?](#)

[How do I block or unfriend someone?](#)

[How do I manage my notification settings?](#)

[How do I review different Campus Wall Channels?](#)

[How do I flag inappropriate content on the Campus Wall?](#)

- Where do I find the Brookline College mobile app?
 - **iOS:** <https://itunes.apple.com/us/app/id1516014946>
 - **Android:**
<https://play.google.com/store/apps/details?id=com.readyeducation.brooklinecollege>
 - **Brookline College mobile app landing page:**
https://brooklinecollege.edu/brookline_mobile_app/

- How do I log into the Brookline College mobile app?
 - Students:
 - Use the same username and password that you would to access the Student Portal
 - Faculty/staff
 - At this time, the mobile app is only accessible to students

- Is there a mobile app tour available?
 - Yes! You can review the Brookline College Mobile App Tour [here](#) or on your homepage within the mobile app.





BROOKLINE COLLEGE


● What will I find in the mobile app?

- Featured resources/information
- Class schedule
- Course announcements
- Grades
- Course information
- Campus specific resources/information
- Events
- Scholarship information
- Programs & Degree resources
- Technology resources
- And more!


● How do I add a friend in the mobile app?

- Log in to your campus app and tap  (last tab, bottom) then tap "My Friends."
- Tap , then type the person's name.
- Tap the person's name to view their profile, then tap "Add friend."

● How do I block or unfriend someone?

- To block someone:
 - Tap the person's name in the campus wall, a club wall, or a club member list. You will be shown that person's profile.
 - Tap the "..." icon ("More," top right).
 - Tap "Block User."
- To unfriend someone without blocking them:
 - Tap  ("Profile"- bottom row, last tab), then tap "My Friends."
 - Tap the person's name in your list of friends.
 - Tap "Friends" to unfriend that person.

● How do I manage my notification settings?

- Click the bell icon () at the bottom of the screen
- Click the filter button in the upper right corner
- Adjust your personal notification settings

● How do I review different Campus Wall Channels?

- Click on the thought bubble at the bottom of the screen
- Click on the hamburger menu icon (three lines) in the upper left corner



BROOKLINE COLLEGE

- Choose the channel you'd like to review
- **How do I flag inappropriate content on the Campus Wall?**
 - At the bottom-right of any post, tap "..."
 - Tap "Report as Inappropriate"
 - If enough people flag the post, it will be taken down until a moderator reviews the post.